

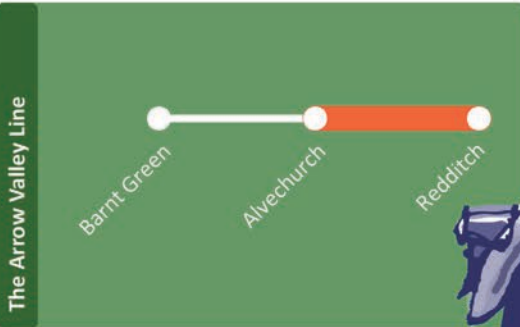


# Alvechurch to Redditch

0-500 ft  
Easy

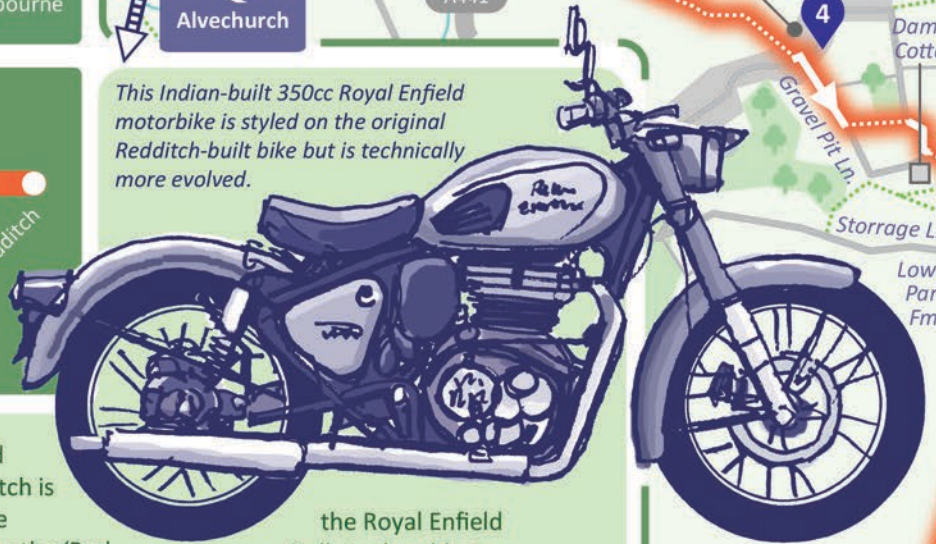


Disclaimer: You undertake this walk entirely at your own risk, the author takes no responsibility for injury or loss.



Feedback to us..  
enquiries@wcrp.org.uk

This Indian-built 350cc Royal Enfield motorbike is styled on the original Redditch-built bike but is technically more evolved.



the Royal Enfield Bullet - the oldest continually produced design in history. The manufacturing of the motorcycles later moved to India. It still makes the Bullet today.

GPX for Apps

Scan or click me here.

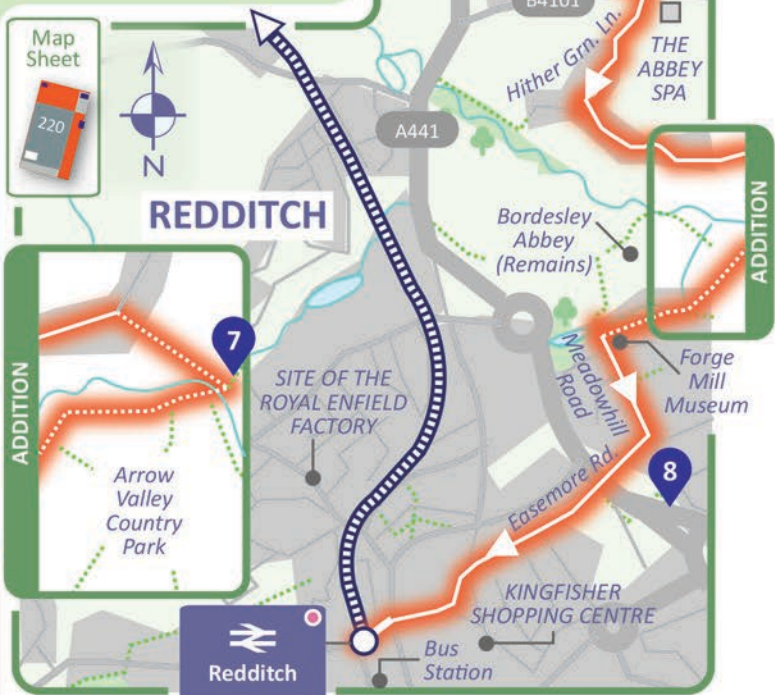
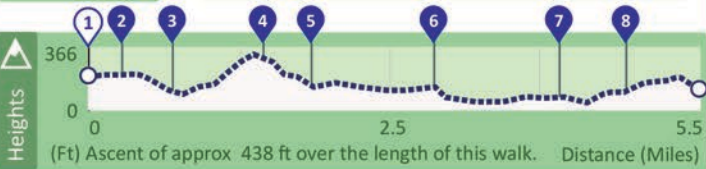
Train Times

Scan or click me here.

**Points of interest**

The first recorded mention of Redditch is in 1348 (the name appears to refer to the 'Red Ditch', from the red clay of the nearby River Arrow).

**Royal Enfield**  
The original Royal Enfield factory in Redditch, Worcestershire, holds historical significance as the birthplace of the iconic Royal Enfield motorcycles brand. Established in 1893, this factory played a pivotal role in the company's early years, producing motorcycles for both commercial and military use during both World Wars. Of special note was



**Map Key**

- Road/track
- Bridleway
- Footpath
- Route keypoints
- Public house
- Ascent/Descent
- Picnic site
- Viewpoint
- Take care!
- Click for live link
- Information
- Landscape feature
- Cafe
- Parking
- Church

Project partners



Directions

- 1 From Platform 2 R into car park then take FP L to road. Cross to pavement opposite then R. At bend cross R to take School Lane.
- 2 Continue to St Lawrence's Church. Follow footway to pass R of church. At path junction R. Follow to re-join School Lane. At lane L to Road then cross and R to take bridleway on L (access for Lodge Farm).
- 3 Follow well surfaced bridleway under A441. Climb up through wooded cutting. After sharp bend L take footpath R. Follow footpath through fields and eventually up to wood. Climb up on steps then follow obvious path (with Sports Ground on L) to road.
- 4 Continue straight on Gravel Pit Lane. Just before road drops more steeply L on footpath into wood. At road R. Take second footpath L on lane by Damson Cottage. At end of lane and immediately on entering forecourt to a domestic property take less than obvious footpath R. Follow this L around the properties garden to cross footbridge R over a stream.
- 5 At road L then almost immediately R over stile to continue on footpath next to fence then into a large field. Route finding here may be difficult. Head down the field aiming slightly R of high conifer hedge to a farm gate into next field. At end of field cross double stile. Continue straight with pond on R then small hill on L. Drop down to road just R of isolated dwellings.

- 6 At B4041 L then almost immediately R on Hither Green Lane. Passing hotel on L continue on main road through housing estate. At house 36 where road narrows R on brick paved path to golf course. Continue on path between two ponds to cross stream on wide wooden bridge.
  - 7 Immediately after crossing bridge sharp R to re-cross stream on a footbridge. Just before next footbridge by weir R then continue over three further footbridges to cross River Arrow. R on path alongside the river. L after next footbridge to continue on path with stream on L. Ignoring all paths to L and R continue towards Forge Mill.
- ADDITION**
- L over footbridge passing Visitor Centre entrance on L and Car Park on R to lane. At entrance to Forge Mill Museum R on lane then L on path to cross mill pond to cul-de-sac. Continue up Meadowhill Road.
- 8 At T-junction R on Easmore Road towards town centre. L on Church Green West. At entrance to Kingfisher Centre R down pavement on L side of Unicorn Hill. Continue to signalised pedestrian crossing by the bus station. Cross R to drop down to station.

**Forge Mill Needle Museum**

The Forge Mill Needle Museum in Redditch, is a captivating tribute to the region's industrial heritage. Located in a historic needle-making factory, the museum showcases the evolution of needle production, highlighting Redditch's pivotal role in the industry.

Dating back to the 18th century, the site provides visitors with a fascinating journey through the various stages of needle manufacturing, from raw materials to finished products. The museum's exhibits feature an impressive collection of machinery, tools, and artefacts, offering insight into the lives of workers and the technological advancements that shaped the needle trade.

One of the museum's highlights is the working waterwheel, providing a tangible connection to the site's industrial past.

The walk also passes Bordesley Abbey ruins, which are the remains of a former Cistercian abbey, later used as a Royal Swannery.

Forge Mill Needle Museum.

