

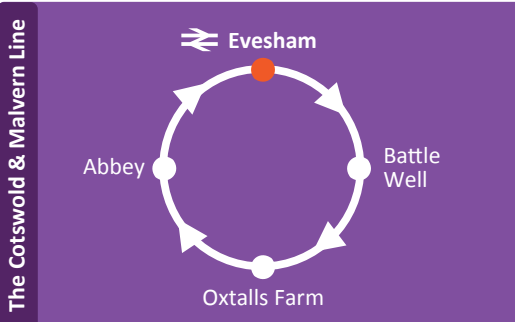
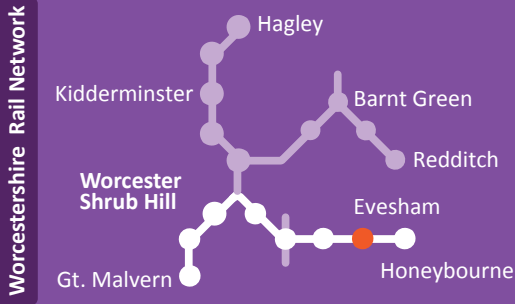


Evesham Circular Walk

0-500 ft
Easy



Disclaimer You undertake this walk entirely at your own risk, the author takes no responsibility for injury or loss.



Feedback to us ...
enquiries@wcrp.org.uk

GPX for Apps

Scan or click me here.

Train Times

Scan or click me here.

Map Sheet

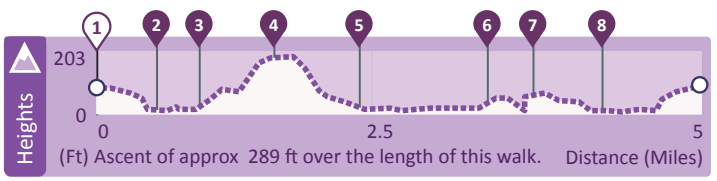
Map Key

	Road/track		Route keypoints		Click for live link
	Bridleway		Public house		Information
	Footpath		Ascent/Descent		Landscape feature
	Picnic site		Cafe		Parking
	Viewpoint		Church		
	Take care!				

The Almonry
The Almonry Museum in Evesham is housed in a 14th-century building. It showcases local history, including the Battle of Evesham, medieval artifacts, and horticultural heritage. The museum offers insights into the town's rich past and cultural development.



The Almonry in Evesham



Evesham
One of Worcestershire's key market towns, Evesham is renowned for its horticultural heritage, particularly the production of asparagus and plums.

Nestled in the Vale of Evesham, it boasts picturesque landscapes, historic sites like Evesham Abbey, and a vibrant local community. Additionally, the River Avon flows through it, enhancing its scenic charm.



Evesham Circular Walk

0-500 ft
Easy

Disclaimer You undertake this walk entirely at your own risk, the author takes no responsibility for injury or loss.

Directions

- 1 From station R towards Town Centre, then R on Queens Road. R into Briar Close, L into Briar Close Business Park, L on FP to river.
- 2 Turn R to go N along river following Round Evesham Walk signs with blue Bell Tower image. (You will follow these all the way back to Evesham.) Go under railway bridge to follow permissive path that eventually rises to meet road.
- 3 Turn L and in 20m cross road with care. Enter site of Battle of Evesham. Go straight ahead with metal fence on R, then L along bottom of field. At display board, go through gate and up field to second display board, then through kissing gate to main road. Cross with care.
- 4 Turn L then immediately R into Blayneys Lane. Where lane bends to R, take FP straight ahead. Cross metal track and follow FP to Oxstalls Farm. Go L on concrete drive, L through kissing gate by display board to reach river.
- 5 Turn R to follow river S. Go past further display board, over boardwalk and under railway bridge. Pass play area, continue along river to Evesham weir and lock. (**Danger deep water.**) Pass the Old Mill, L onto Mill Bank.
- 6 Cross road. L along Mill Street to reach Bridge Street. (Through town ignore Round Evesham Walk signs.) Cross into Abbey Park. At statue of 'The Penny Whistle' turn R and walk up through park to Bell Tower, passing site of Evesham Abbey and Simon de Montfort memorial stone. (To visit centre of Evesham, go through Abbot Reginald's Gateway on R to reach Market Square.)
- 7 Pass the church of St Lawrence to Vine Street, with The Almonry Visitor Centre and Museum on your left. Cross to Merstow Green and pass the Old Grammar School Porch. Cross the top of the car park, then R to reach Boat Lane and follow to river at Hampton Ferry.
- 8 Turn R, again following Round Evesham Walk signs, passing Rugby Club and pitches. Take FP right after last floodlit pitch and retrace your route back to railway station.

The River Avon

The River Avon flows gracefully through Evesham, adding to the town's scenic charm and historical significance. This tranquil waterway, also known as the Warwickshire Avon, is integral to the town's identity and leisure activities. The riverbanks are adorned with lush parks and gardens, providing picturesque spots for walking, boating, and fishing. The annual River Festival celebrates Evesham's connection to the Avon with vibrant events and activities. Historically, the river was vital for trade and transportation, contributing to the town's growth. Today, it remains a beloved natural feature, enhancing Evesham's beauty and recreational appeal.

Workman Bridge

Workman Bridge in Evesham, spanning the River Avon, is a historic stone bridge completed in 1856. It is named after its designer, Edward Workman. The bridge features elegant arches and enhances the town's picturesque landscape and accessibility.

Workman Bridge, Evesham

