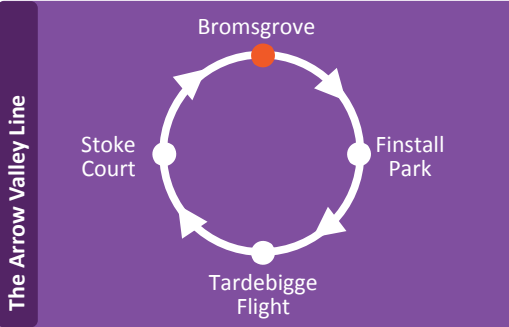
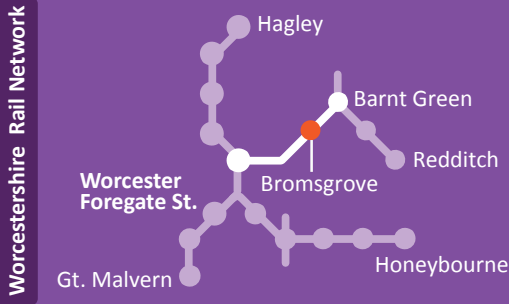




Bromsgrove Circular Walk



GPX for Apps

Scan or click me here.

Worcestershire Community Rail Partnersh

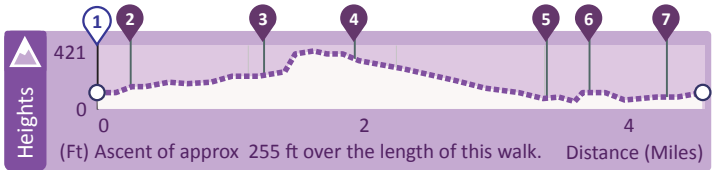
Train Times

Scan or click me here.



Map Key


	Road/track		Route keypoints		Click for live link
	Bridleway		Public house		Information
	Footpath		Ascent/Descent		Landscape feature
	Picnic site		Cafe		Parking
	Viewpoint		Church		
	Take care!				



Bromsgrove

Bromsgrove is a historic market town in Worcestershire, England. Known for its rich industrial heritage, particularly in nail-making, it offers charming architecture, picturesque countryside, and a vibrant community. Key attractions include the Avoncroft Museum of Historic Buildings and the Tardebigge Locks, the UK's longest flight of canal locks.

The Queen's Head pub on the canal.



The Queen's Head

The Queen's Head is located at Stoke Pound and is a historic pub located near Bromsgrove.

Situated by the Tardebigge Locks on the Worcester and Birmingham Canal, it offers a picturesque setting, traditional British cuisine, and a cozy atmosphere. It's a popular spot for boaters, walkers, and locals alike.



- 1 R out of station. Follow road next to railway then around bend to crossroads with mini-roundabout. R on Finstall Road then first R on St Godwald's Road at shops. After crossing over railway bridge drop down immediately L on footpath signed as Monarch's Way.
- 2 Follow path with railway on L to emerge at road. Here R for a short distance before taking footpath R (Monarch's Way). Follow footpath with sports ground on L then through fields to emerge on Walnut Lane. (NB This footpath can be muddy after heavy rain. To avoid the mud continue on road then R on Walnut Lane to where the footpath emerges just before the Grimley Lane junction).
- 3 R at lane to cross-roads. Continue straight ahead on Grimley Lane which eventually leads to the Worcester and Birmingham Canal at Bridge 54.
- 4 Cross bridge to the opposite side of the canal then R along towpath.

After passing 21 locks and at Bridge 48 leave towpath L then R on road to cross over the bridge to the Queens Head Pub at Stoke Pound.

- 5 Continue on the road to pass the pub. After passing the entrance to the pub's second and larger car park R on surfaced farm track towards Stoke Court. After approximately 200m where an unsurfaced farm track branches off to the L go through kissing gate on L into field.
- 6 Follow obvious path with hedge on L to another kissing gate then L to follow wide gravel track to the railway. Continue R by railway line on a gravel path to footbridge over railway.
- 7 Cross railway bridge to housing estate. Follow road R. After entrance to apartment block car park take gravel footpath R into wood. Follow through wood and alongside railway to another road. R here to soon pass through panel fence into car park and station.

Tadebigge Locks

The Tardebigge lock system, located on the Worcester and Birmingham Canal in Worcestershire, England, is an engineering marvel comprising 30 locks. This impressive flight of locks, the longest in the UK, raises the canal by 220 feet (67 meters) over a distance of 2.25 miles.

Constructed between 1791 and 1815, the locks are designed to navigate the steep terrain of the Tardebigge Hill. The lock system is a popular attraction for canal enthusiasts and boaters, offering picturesque views and a challenging yet rewarding journey through the heart of England's historic waterways.

How a lock works

A canal lock is a device used to raise and lower boats between stretches of water of different levels on rivers and canals. The lock is a gated chamber that boats enter. Once inside, gates are closed behind the boat. To raise the boat, water is let into the chamber from the higher level through sluices, causing the water level to rise and lifting the boat.

To lower the boat, water is drained from the chamber to the lower level. When the water levels inside and outside the chamber equalize, the exit gates are opened, allowing the boat to continue its journey.

The 3 stages of lock operation

